

GOVERNMENT OF ODISHA
FOOD SUPPLIES & CONSUMER WELFARE DEPARTMENT

No 16580 FS & CW Dated 10/10/2019
OSWAS-09591400082017

From:

Shri D.K. Sahoo,
AD (FS)-cum-Joint Secretary

To,

All Collectors

Sub: District-wise allotment of Rice for Welfare Institutions & Hostels Scheme for the period October to December 2019.

Ref: Letter No F.No 4-6/2018/Odisha/BP-II Dated 24th October 2019 of Department of Food & Public Distribution, Government of India.

Madam/Sir,

I am directed to communicate the district wise allocation of 27,874.125 MT of rice from Central Pool for 6,19,425 residents/boarders in the 4,183 Government owned/run Welfare Institutions/Hostels, which have been registered in the web portal of FS & CW Department (www.pdsodisha.gov.in) till 27th Oct 2019, through their respective administrative Departments, for the period from October to December 2019 as per enclosure at Annexure-I.

The allotment for all the Institutions/Hostels has been calculated @ 15 Kgs per boarder per month. Administrative Departments having Child Care institutions shall distribute rice @ 8.5 Kgs per boarder per month. Any excess quantity lifted by CCIs will be subject to deduction from next allotment months.

It is requested that all administrative Departments should complete the digitization of institution details in 'Annaitran Portal' of Government of India (www.annaitran.nic.in) as intimated earlier, by 30th November 2019 for view by Government of India. The next allotment for January to March 2020 will be released based on the digitization figure in Annaitran Portal of Government of India.

The Guidelines communicated in the matter shall be complied with as per the parameters set by Government of India and quarterly reports/UCs for the preceding months may be submitted to this Department (Government of India format circulated earlier) by 15th November 2019 for onward transmission to Government of India.

The institution/hostel wise sub-allocation of rice may be downloaded from the web portal www.pdsodisha.gov.in under link "Allotment of Rice under WI & Hostels". All the District level officers of the concerned Departments may be requested to complete lifting of allotted quota of rice by 25th December 2019 without fail.

Yours faithfully



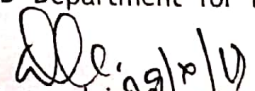
AD (FS)-cum-Joint Secretary

Memo No

16581

Date 29.10.19

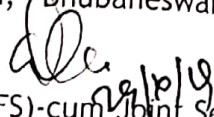
Copy forwarded to the Commissioner-cum-Secretary to Government, S&ME/SSEPD Department/the Principal Secretary to Government, ST & SC/W&CD Department for kind information & necessary action.


AD (FS)-cum-Joint Secretary

Memo No 16582

Date 29.10.19

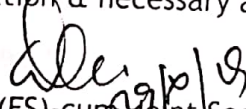
Copy forwarded to the Managing Director, OSCSC Ltd, Bhubaneswar for kind information & necessary action.


AD (FS)-cum-Joint Secretary

Memo No 16583

Date 29.10.19

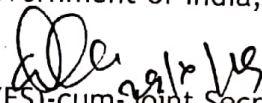
Copy forwarded to the all Civil Supplies Officers for information & necessary action.


AD (FS)-cum-Joint Secretary

Memo No 16584

Date 29.10.19

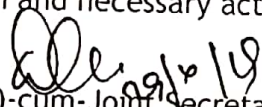
Copy forwarded to the Under Secretary to Government of India, Ministry of Consumer Affairs, Food & Public Distribution, Department of Food & Public Distribution, Krishi Bhawan, Rafi Marg, New Delhi, 110001 with reference to letter No F.No 4-6/2018/Odisha/BP-II Dated 24th October 2019 of Department of Food & Public Distribution, Government of India, for kind information.


AD (FS)-cum-Joint Secretary

Memo No 16585

Dated 29.10.19

Copy along with the copy of Annexure forwarded to NFSA Section/Enforcement Section/Food Security Section/State Enforcement. Squad/Budget & Finance Section/Audit Section/Web site (Sri A.N. Prusty, ASO)/G.F (02 copies) for information and necessary action.


AD (FS)-cum-Joint Secretary

DISTRICT WISE ALLOTMENT OF RICE UNDER WELFARE INSTITUTIONS & HOSTELS SCHEME FOR THE PERIOD OCTOBER TO DECEMBER 2019

SL NO	DISTRICT	SCST			SSEP			SME			W & CD			TOTAL		
		NUMBER OF INSTITUTIONS	BOARDERS	RICE IN QTL	NUMBER OF INSTITUTIONS	BOARDERS	RICE IN QTL	NUMBER OF INSTITUTIONS	BOARDERS	RICE IN QTL	NUMBER OF INSTITUTIONS	BOARDERS	RICE IN QTL	NUMBER OF INSTITUTIONS	BOARDERS	RICE IN QTL
1	ANGUL	46	7,749	3,487.05	0	0	0	3	300	135.00	2	59	26.55	51	8,108	3,648.60
2	BALASORE	61	10,533	4,739.85	0	0	0	3	300	135.00	1	179	80.55	65	11,012	4,955.40
3	BALASORH	66	9,631	4,333.95	0	0	0	6	550	247.50	0	0	0.00	72	10,181	4,581.45
4	BALASORH	7	829	373.05	0	0	0	1	100	45.00	0	0	0.00	8	929	418.05
5	BOLANGIR	45	8,460	3,807.00	0	0	0	19	1,900	855.00	0	0	0.00	64	10,360	4,667.00
6	BOLANGIR	19	2,411	1,084.95	0	0	0	5	500	225.00	0	0	0.00	24	2,911	1,309.95
7	CUTTACK	18	3,713	1,670.85	0	0	0	1	39	17.55	1	112	50.40	20	3,864	1,738.80
8	DEOGARH	17	2,942	1,323.90	0	0	0	1	100	45.00	0	0	0.00	18	3,042	1,368.90
9	DHANKAL	42	7,490	3,370.50	0	0	0	2	200	90.00	0	0	0.00	44	7,690	3,460.50
10	GAJAPATI	179	27,463	12,358.35	0	0	0	14	1,341	603.45	0	0	0.00	193	28,804	12,961.80
11	GAJAPATI	67	9,470	4,261.50	0	0	0	30	2,916	1,312.20	5	159	71.55	102	12,545	5,645.25
12	JAGATSINGHPUR	3	950	427.50	0	0	0	0	0	0.00	0	0	0.00	3	950	427.50
13	JAJPUR	37	6,335	2,850.75	0	0	0	2	200	90.00	1	81	36.45	40	6,616	2,977.20
14	JHARSUGUDA	41	5,136	2,311.20	0	0	0	0	0	0.00	0	0	0.00	41	5,136	2,311.20
15	KALAHANDI	100	18,810	8,464.50	0	0	0	22	2,234	1,005.30	0	0	0.00	122	21,044	9,469.80
16	KANDHAMAL	253	40,054	18,024.30	0	0	0	12	1,150	517.50	0	0	0.00	265	41,204	18,541.80
17	KANDHAMAL	7	1,510	679.50	0	0	0	0	0	0.00	0	0	0.00	7	1,510	679.50
18	KANDHAMAL	344	42,375	19,068.75	0	0	0	19	1,900	855.00	0	0	0.00	363	44,275	19,923.75
19	KANDHAMAL	34	5,772	2,597.40	0	0	0	4	160	72.00	0	0	0.00	38	5,932	2,669.40
20	KORAPUT	385	55,475	24,963.75	0	0	0	23	2,300	1,035.00	0	0	0.00	408	57,775	25,998.75
21	KORAPUT	197	35,350	15,907.50	0	0	0	11	1,076	484.20	0	0	0.00	208	36,426	16,391.70
22	MAYURBANJ	601	87,440	39,348.00	0	0	0	40	3,980	1,791.00	0	0	0.00	641	91,420	41,139.00
23	MAYURBANJ	265	45,389	20,425.05	0	0	0	17	1,700	765.00	2	68	30.60	284	47,157	21,220.65
24	NAYAGARH	29	3,826	1,721.70	0	0	0	9	900	405.00	0	0	0.00	29	3,826	1,721.70
25	NAYAGARH	83	16,906	7,607.70	0	0	0	9	900	405.00	0	0	0.00	92	17,806	8,012.70
26	PURI	10	1,756	790.20	0	0	0	0	0	0.00	1	100	45.00	11	1,856	835.20
27	RAYAGUDA	344	59,022	26,559.90	0	0	0	12	1,260	567.00	0	0	0.00	356	60,282	27,126.90
28	SAWALPUR	187	23,817	10,717.65	0	0	0	4	689	310.05	0	0	0.00	191	24,506	11,027.70
29	SONEPUR	11	1,906	857.70	0	0	0	7	700	315.00	0	0	0.00	18	2,606	1,172.70
	SUNDERGARH	390	48,152	21,668.40	0	0	0	14	1,400	630.00	1	100	45.00	405	49,652	22,343.40
	TOTAL	3,888	5,90,672	2,65,802.40	0	0	0	281	27,895	12,552.75	14	858	386.10	4,183	6,19,425	2,78,741.25

(5) A.M. Prasad
Asst. Secy