

GOVERNMENT OF ODISHA**FOOD SUPPLIES & CONSUMER WELFARE DEPARTMENT**

No - EC-R-2/Pt/2016 20339 FS & CW Dated 27.12 2019
OSWAS-09591400032016

From:

Shri D.K. Sahoo,
AD (FS)-cum-Joint Secretary

To,

All Collectors

Sub: District-wise bi-monthly State Allotment Order of food grains (Rice & Wheat) for PHH and AAY families under NFSA for the month of February & March 2020.

Madam/Sir,

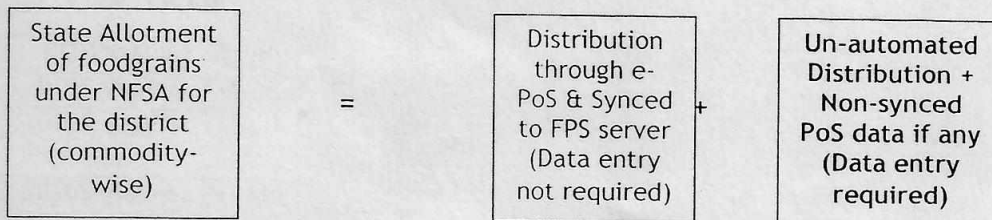
I am directed to communicate the district wise tri-monthly allocation of 32,99,409.08 quintals of rice and 4,57,537.90 quintals of wheat from Central Pool for distribution among the Priority Households (PHH) and Antyodaya Anna Yojana (AAY) households under NFSA-2013 for the month of February & March 2020 as per enclosed Annexure-I & II.

The above food grain allocation is based on the food grain combination of rice & wheat as opted by all PHH beneficiaries in 30 districts (out of the 5 Kgs entitlement per person per month). In case of AAY beneficiaries, the entire entitlement of 35 Kgs is rice only per household per month.

THE ALLOTTED STOCKS OF RICE SHOULD BE RELEASED ONLY TO THOSE FAIR PRICE SHOPS WHICH HAVE VALID FPS LICENSE/RENEWAL FOR THE FINANCIAL YEAR 2019-20 (TILL MARCH 2020).

Distribution of stocks at FPS points should be made only through e-PoS devices. However, in case of any exigencies or in worst circumstances, manual mode of distribution should be resorted to only after due approval of concerned ADM, BDO/EO or CSO with proper justification. In such case, the stock/sales records must be kept for future reference/verification & the physical balance should be entered by Marketing Inspectors in the FPS portal for the concerned Fair Price Shop (FPS) at the end of the distribution.

As per Guidelines communicated by Government of India (copy enclosed), any un-automated distribution carried out in the district in case of exigency, must be entered in Annavitran portal of Government of India, through respective CSO logins (of Annavitran portal), soon after distribution is over, as per the stipulated timeline given by Government of India. The un-automated quantities must be kept limited to the minimum as far as practicable, with proper justification and reconciled in the following way before entering as un-automated distribution quantity for the month:



THE DISTRICTS SHOULD ENSURE 75% BIO-METRIC AADHAAR AUTHENTICATED TRANSACTIONS THROUGH E-POS WITH REFERENCE TO THE DISTRICT AADHAAR SEEDING PERCENTAGE. IT SHOULD ALSO BE ENSURED THAT AADHAAR NUMBERS OF ALL FAMILY MEMBERS SHOULD BE SEEDING IN THE RATION CARDS EXPEDITIOUSLY USING RCMS APPLICATION.



The District Civil Supplies Officer is to download the Block/ULB/FPS-wise Fair Price Shop wise allotment from the system in CSO login of OTPDS URL www.pdsodisha.gov.in (Allotment under NFSA link given in MIS Report section) and communicate it along with the State Allotment Order letter issued from the Department to the concerned BDOs/Sub Collectors/ADMs with copy to EO of ULBs for further action at their level. Concerned Blocks & ULBs can also download the Allotment Order in their respective RCMS login in above OTPDS URL. The FPS-wise Sales Registers have also been generated as per the above allocations and made available in the RCMS login for the Blocks and ULBs to download and use during manual transaction if any. The FPS-wise Sales Register has also been made available for download in the e-PoS devices to carry out distribution of food grain entitlement of beneficiaries. This should be downloaded in PoS device on or after 1st date of the allotment month and distribution should be made accordingly through PoS device.

As per the provision of NFSA-2013 and as per decision of Government of Odisha, the PHH beneficiaries are entitled to get **5 (Five) Kilograms** of food grain (rice, wheat or combination of both) per person per month @ **Re.1/- per Kg**. The AAY beneficiaries will continue to get **35 Kgs** of rice per household per month @ **Re. 1/- per Kg**. The food grains (rice or wheat or both) shall be distributed to the PHH & AAY households against new ration cards issued under NFSA-2013 at the above prescribed rates.


- I. Per Card entitlement of food grains will not be reduced below the prescribed allotment. Minimum 25% verification of sale will be conducted by the Inspector of Supplies/ACSO in charge of the Block/ULB every month.
- II. The distribution of food grains may be undertaken as per the dateline mentioned in the table below during which all the dealers will keep their shops open and keep sufficient stock for the Consumers.
- III. Undistributed allotment of food grains will be considered as Opening Balance while finalising the allotment for next allotment month (s).
- IV. Certificate of GPLAC or WLAC will be obtained on proper distribution of food grains every month and submitted to the BDO/Sub Collector/ADM under counter signature of Inspector of Supplies/ACSO as per Annexure-1 of DSS Guidelines.
- V. Out of the total allotment in favour of Gajapati district, the allotment for Garadama GP under Mohana Block of Gajapati district is diverted to Rayagada district for distribution among the PHH & AAY beneficiaries of the above GP. The CSO, Rayagada is requested to ensure lifting of the above quantities of rice and wheat from Gudari Block for smooth distribution among the genuine beneficiaries of Garadama GP under Mohana Block of Gajapati district. (Details of Garadama GP allotment & number of beneficiaries can be downloaded from RCMS CSO login under "Allotment under NFSA" link).

DATELINE FOR SUPPLY CHAIN OPERATION

SL NO	ACTIVITIES	DATELINE
1	Deposit of cost of wheat with FCI by CSO-cum-DM	By 5 th January 2020
2	Lifting of allotted wheat from FCI by CSO-cum-DM	By 31 st January 2020
3	Arrangement of allotted quantity of Rice in RRC-cum-DSCs by CSO-cum-DM	By 31 st January 2020
4	Lifting & delivery of allotted quantity of food grains to FPSs through L-II Contractors	By 31 st January 2020
5	Distribution of Rice & Wheat by Fair Price Shops through e-PoS device	From 1 st to 25 th February 2020
6	Sales Data upload from e-PoS devices	From 1 st to 25 th February 2020 on a Daily basis in PoS and CB updation in FPS Portal, by 26 th February 2020

Copies of sub-allocation may be made available to concerned MPs/MLAs/Chairpersons of Blocks/ULBs for their kind information under intimation to this Department.

You are requested to ensure distribution of food grains to the genuine ration card holders.

Yours faithfully


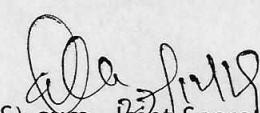
Memo No: 20340

Dated 27.12.19

AD (FS)-cum- Joint Secretary
FAX/POST

Copy along with copy of annexure forwarded to General Manager, F.C.I., Bhubaneswar/All Area Managers, F.C.I. for information and necessary action.

He is requested to release 32,99,409.08 quintals of rice and 4,57,537.90 quintals of wheat for the Priority House Holds and AAY families under NFSA for entire state for the month of February & March 2020.




Memo No: 20341

Dated 27.12.19

AD (FS)-cum- Joint Secretary
FAX/POST

Copy along with the copy of Annexure forwarded to M.D., Odisha State Civil Supplies Corporation Ltd., C/2, Nayapalli, Bhubaneswar for information and necessary action. He is requested to ensure the lifting of allotted quantity of rice and wheat by the dateline mentioned above positively and instruct all the CSO-cum-DMs to utilize the allotted quantity as per Annexure and release the same on revised cost and arrangement.

As per the request of CSO, Gajapati, necessary arrangement may be made to ensure lifting & distribution of the allotted quantity of rice & wheat of Garadama GP under Mohana Block of Gajapati district which has been diverted to Rayagada district.




Memo No: 20342

Dated 27.12.19

AD (FS)-cum- Joint Secretary
FAX/POST

Copy along with the copy of Annexure forwarded to all C.S.O.-cum-D.M.s, Odisha State Civil Supplies Corporation Ltd/A.D.M., Bhubaneswar & Rourkela/the Member Secretary, Odisha State Food Commission, Toshali Bhawan, Bhubaneswar/all Project Directors-cum-DGROs for information and necessary action.




Memo No: 20343

Dated 27.12.19

AD (FS)-cum- Joint Secretary
FAX/POST

Copy along with the copy of Annexure forwarded to the Joint Secretary (PD)/the Economic Advisor (NFSA & Plan Wing)/the Director (PD)/Under Secretary, Govt. of India, Ministry of Consumer affairs, Food and Public Distribution (PD), Krishi Bhawan, New Delhi for information and necessary action with a request to access the allocation on line in the transparency portal of the Department at [www.foododisha.in > Beneficiaries list of NFSA 2013 link > Allotment under NFSA link"] or [www.pdsodisha.gov.in > Allotment under NFSA link]

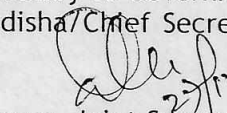


Memo No: 20344

Dated 27.12.19

AD (FS)-cum- Joint Secretary

Copy along with the copy of Annexure forwarded to P.S to Minister, FS & CW, Odisha/P.S to Chief Secretary, Odisha/Principal P.S. to Principal Secretary to Government, FS&CW Deptt. for kind information of Hon'ble Minister, FS&CW, Odisha/Chief Secretary, Odisha/ Principal Secretary to Govt. FS & CW Deptt.



AD (FS)-cum- Joint Secretary


Memo No:

20345

Dated

27.12.19

Copy along with the copy of Annexure forwarded to I & PR Department for wide publication and awareness of consumers.


AD (FS)-cum-Joint Secretary


Memo No:

20346

Dated

27.12.19

Copy along with the copy of Annexure forwarded to NFSA Section/Enforcement Section/Food Security Section/State Enforcement Squad/Budget & Finance Section/Audit Section/Web site (Sri A.N. Prusty, ASO)/G.F (02 copies) for information and necessary action.


AD (FS)-cum-Joint Secretary

STATE ALLOTMENT ORDER OF RICE & WHEAT UNDER NFSA FOR THE ALLOTMENT MONTH OF FEBRUARY & MARCH 2020

SL NO	DISTRICT	NUMBER OF FPS	PRIORITY HOUSEHOLDS BENEFICIARIES		GROSS ALLOTMENT		CLOSING BALANCE IN FPS SERVER		NETT ALLOTMENT		ANTYODAYA ANNA YOJANA HOUSEHOLDS BENEFICIARIES		GROSS ALLOTMENT	CLOSING BALANCE IN FPS SERVER	NETT ALLOTMENT	TOTAL RICE	TOTAL WHEAT
			FAMILIES	INDIVIDUALS	RICE	WHEAT	RICE	WHEAT	RICE	WHEAT	FAMILIES	INDIVIDUALS					
1	ANGUL	575	2,45,368	8,71,344	70,757.04	17,914.46	1,743.64	418.48	69,013.40	17,495.98	29,666	1,03,962	20,767.60	169.56	20,598.04	89,611.44	17,495.98
2	BALASORE	1,080	4,10,991	15,54,961	1,19,771.06	39,303.34	2,170.88	756.00	1,17,600.18	38,547.34	83,492	2,94,102	58,445.10	147.68	58,297.42	1,75,897.60	38,547.34
3	BARAGARH	291	3,07,221	10,31,791	93,383.84	12,224.86	1,216.54	200.32	92,167.30	12,024.54	50,425	1,43,030	35,298.20	247.86	35,050.34	1,27,217.64	12,024.54
4	BHADRAK	520	2,69,272	9,88,119	75,683.38	26,218.92	2,806.14	1,041.22	72,877.24	25,177.70	45,934	1,44,720	32,157.30	224.44	31,932.86	1,04,810.10	25,177.70
5	BOLANGIR	348	3,76,514	12,48,707	1,19,076.98	9,259.82	824.22	92.90	1,18,252.76	9,166.92	53,082	1,44,630	37,158.10	227.26	36,930.84	1,55,183.60	9,166.92
6	BOUDH	71	93,119	3,14,270	29,577.08	2,741.02	361.88	37.50	29,215.20	2,703.52	16,978	53,163	11,885.30	11.08	11,874.22	41,089.42	2,703.52
7	CUTTACK	1,028	4,49,134	16,13,790	1,12,481.96	49,788.64	1,674.92	738.62	1,10,807.04	49,050.02	48,524	1,58,976	33,968.20	148.12	33,820.08	1,44,627.12	49,050.02
8	DEOGARH	73	63,536	2,23,604	19,037.50	3,786.20	564.46	125.90	18,473.04	3,660.30	12,904	43,091	9,032.80	75.16	8,957.64	27,430.68	3,660.30
9	DHENKANAL	628	2,44,732	8,39,992	69,878.06	16,564.74	2,131.00	447.20	67,747.06	16,117.54	35,995	1,10,314	25,197.90	79.46	25,118.44	92,865.50	16,117.54
10	GAJAPATI	179	1,17,595	4,33,351	41,956.42	2,078.38	778.06	44.30	41,178.36	2,034.08	20,840	56,230	14,588.00	133.08	14,454.92	55,633.28	2,034.08
11	GANJAM	704	6,56,250	23,67,485	2,03,956.18	37,471.52	7,340.08	1,575.92	1,96,616.10	35,895.60	79,191	2,27,632	55,437.20	1,010.68	54,426.52	2,51,042.62	35,895.60
12	JAGATSINGHPUR	608	2,05,802	7,68,332	52,094.84	26,788.66	153.64	97.62	51,941.20	26,691.04	24,960	89,967	17,472.00	13.12	17,458.88	69,400.08	26,691.04
13	JAJPUR	799	3,46,690	12,84,730	1,04,805.64	30,059.76	625.96	185.26	1,04,179.68	29,874.50	45,503	1,54,399	31,854.90	84.88	31,770.02	1,35,949.70	29,874.50
14	JHARSUGUDA	155	1,04,728	3,68,320	29,656.94	7,720.06	700.44	235.94	28,956.50	7,484.12	8,453	23,831	5,917.10	35.88	5,881.22	34,837.72	7,484.12
15	KALAHANDI	299	3,36,995	11,53,519	1,11,991.14	5,725.86	1,371.10	101.10	1,10,620.04	5,624.76	54,724	1,75,588	38,312.40	84.16	38,228.24	1,48,848.28	5,624.76
16	KANDHAMAL	167	1,47,538	5,55,616	54,786.86	1,778.44	626.90	29.34	54,159.96	1,749.10	29,521	84,448	20,667.50	59.52	20,607.98	74,767.94	1,749.10
17	KENDRAPARA	614	2,64,714	10,08,704	70,921.22	33,382.88	813.62	397.82	70,107.60	32,985.06	35,476	1,23,823	24,834.60	58.88	24,775.72	94,883.32	32,985.06
18	KEONJHAR	398	3,43,979	12,40,111	1,17,653.62	14,214.78	632.44	117.00	1,17,021.18	14,097.78	60,545	1,82,747	42,387.80	115.50	42,272.30	1,59,293.48	14,097.78
19	KHORDHA	598	3,50,333	12,49,384	96,500.92	33,144.28	2,465.16	1,101.68	94,035.76	32,042.60	39,184	1,30,409	27,432.30	336.30	27,096.00	1,21,131.76	32,042.60
20	KORAPUT	356	2,94,636	9,89,852	1,01,583.88	494.32	2,332.86	29.02	99,251.02	465.30	64,433	1,75,773	45,108.00	207.96	44,900.04	1,44,151.06	465.30
21	MALKANGIRI	117	1,26,287	4,48,714	45,432.94	914.06	1,607.42	29.08	43,825.52	884.98	25,158	66,788	17,612.70	208.86	17,403.84	61,229.36	884.98
22	MAYURBHANJ	572	5,02,987	18,13,929	1,67,671.20	16,357.00	3,498.62	360.70	1,64,172.58	15,996.30	99,488	2,95,111	69,647.20	765.88	68,881.32	2,33,053.90	15,996.30
23	NAWARANGPUR	192	2,60,571	9,21,904	95,243.52	1,000.28	2,249.08	28.50	92,994.44	971.78	51,496	1,54,933	36,051.40	324.76	35,726.64	1,28,721.08	971.78
24	NAYAGARH	294	1,86,979	6,46,413	53,806.68	13,103.42	1,396.42	461.30	52,410.26	12,642.12	29,642	94,618	20,749.40	206.44	20,542.96	72,953.22	12,642.12
25	NUAPADA	135	1,38,439	4,76,214	46,292.18	3,474.82	670.38	94.94	45,621.80	3,379.88	26,257	75,357	18,382.00	148.50	18,233.50	63,855.30	3,379.88
26	PURI	740	3,09,919	11,22,117	90,191.98	26,123.02	2,949.92	1,048.70	87,242.06	25,074.32	41,063	1,38,945	28,744.80	182.58	28,562.22	1,15,804.28	25,074.32
27	RAYAGADA	238	2,01,921	6,70,903	69,805.08	142.52	2,115.70	6.26	67,689.38	136.26	45,360	1,28,403	31,756.90	199.14	31,557.76	99,247.14	136.26
28	SAMBALPUR	230	1,97,905	6,74,864	59,437.88	10,131.32	2,142.16	399.82	57,295.72	9,731.50	28,694	82,160	20,088.60	268.82	19,819.78	77,115.50	9,731.50
29	SONEPUR	120	1,24,649	4,22,650	38,659.94	4,642.56	1,900.14	251.42	36,759.80	4,391.14	25,720	83,563	18,004.00	225.16	17,778.84	54,538.64	4,391.14
30	SUNDERGARH	503	3,83,354	13,59,708	1,15,687.18	22,537.52	4,208.12	1,095.70	1,11,479.06	21,441.82	47,705	1,34,687	33,399.80	660.54	32,739.26	1,44,218.32	21,441.82
	STATE	12,632	80,62,158	2,86,63,398	24,77,783.14	4,69,087.46	54,071.90	11,549.56	24,23,711.24	4,57,537.90	12,60,413	38,75,400	8,82,359.10	6,661.26	8,75,697.84	32,99,409.08	4,57,537.90